


US-18

Fundamental Ultrasound Phantom

This oval phantom helps sonographers with basic trainings

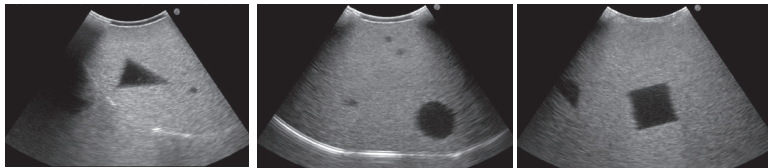


FEATURES

- 1 | Phantom for basic manipulation of ultrasound transducer
- 2 | Recognition of shape, echogenicity, distance, and practice of horizontal transducer works

SKILLS

- | Interpret 2-D cross sectional images into the shape of 3-D dimensional objects
- | 10 objects are embedded
- | Adjusting Time-Gain Compensation to obtain suitable density
- | Measuring dimensions and distance
- | Transducer handling to obtain accurate 2-D cross-section image
- | Flat and spheroidal surfaces provide a variety of difficulty



DESCRIPTIONS

SPECIFICATIONS

Size: W24 x D16 x H10 cm/ W9.5 x D6.3 x H3.9 inch Weight: 2kg/ 4.4lbs

MATERIALS

Polyurethane elastomer
Latex free

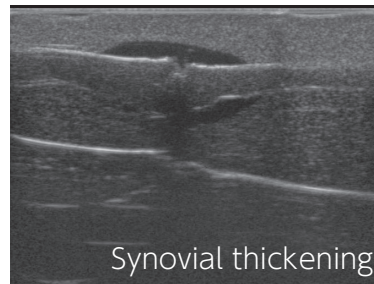
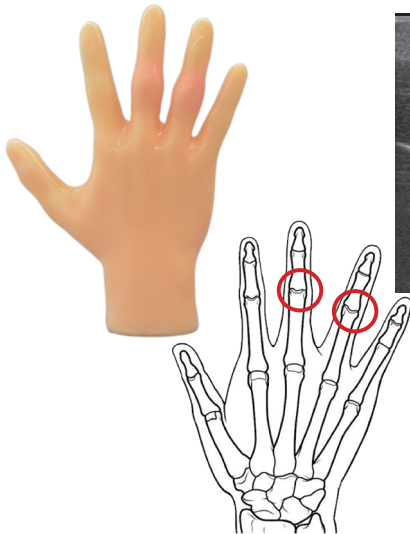
SET INCLUDES

- 1 | phantom
- 1 | targets layout diagram
- 1 | talcum powder
- 1 | storage case

*Ultrasound scanner is not included.

US-17

Rheumatoid Hand Phantom



Ultrasound examination is a key skill for early diagnosis on rheumatoid arthritis.

FEATURES

- 1 | For skills training of ultrasound examination on rheumatoid arthritis
- 2 | Synovial thickening and increased synovial fluid are simulated on middle and ring finger.

SKILLS

- | Ultrasound examination on rheumatoid arthritis

DESCRIPTIONS

SPECIFICATIONS

Size: 17 x 5 x 21 cm
6 x 2 x 8 inch Weight: 0.6kg/ 1.32lbs

MATERIALS

Polyurethane elastomer
Latex free

SET INCLUDES

- 1 | hand manikin
- 1 | instruction manual
- 1 | storage case
- 1 | talcum powder

*Ultrasound scanner is not included.